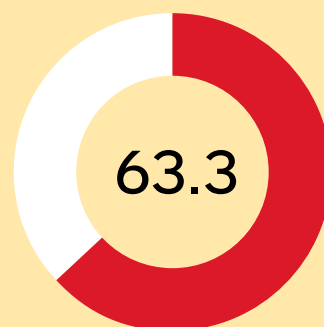


# GiveEasy Innovation Index for the Australian Not For Profit Sector 2017

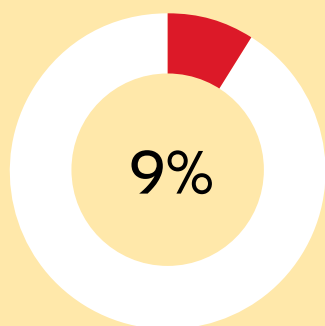


1,409

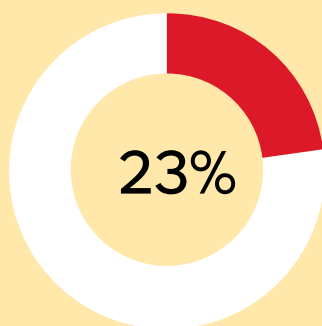
Number of respondents




Overall innovation index  
score for the sector



Percentage  
increase from last  
year's innovation  
index score  
**(58.3 to 63.3)**




Percentage  
increase from last  
year's stakeholder  
centricity score  
**(50.7 to 62.2)**



Average score in  
**technology**  
(the highest  
scoring capability)

Proudly supported by

## In 2017, what qualities do the most innovative NFPs share?



### **They enjoy rising budgets**

Innovative NFPs are **47%** more likely to experience annual income growth



### **High innovators have high reputation scores**

Very innovative NFPs have good reputations in the community



### **They engage with their communities online**

By embracing new technology they increase their reach



### **Their staff members think about the future**

**72%** of staff working for high innovators have this trait



### **They come in all shapes and sizes**

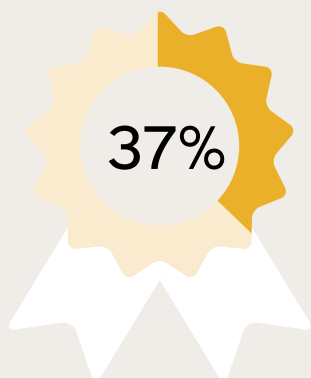
Innovation performance varies little with organisation size



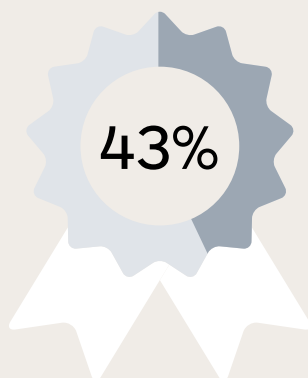
### **They look outside their own walls for innovation**

High innovators are more likely to look beyond their organisation for new ideas


## Our responding NFPs are categorised into 3 segments



**High innovators**



**Moderate innovators**



**Low innovators**

# The most innovative NFPs for 2017



## Top 10 based on Innovation Index

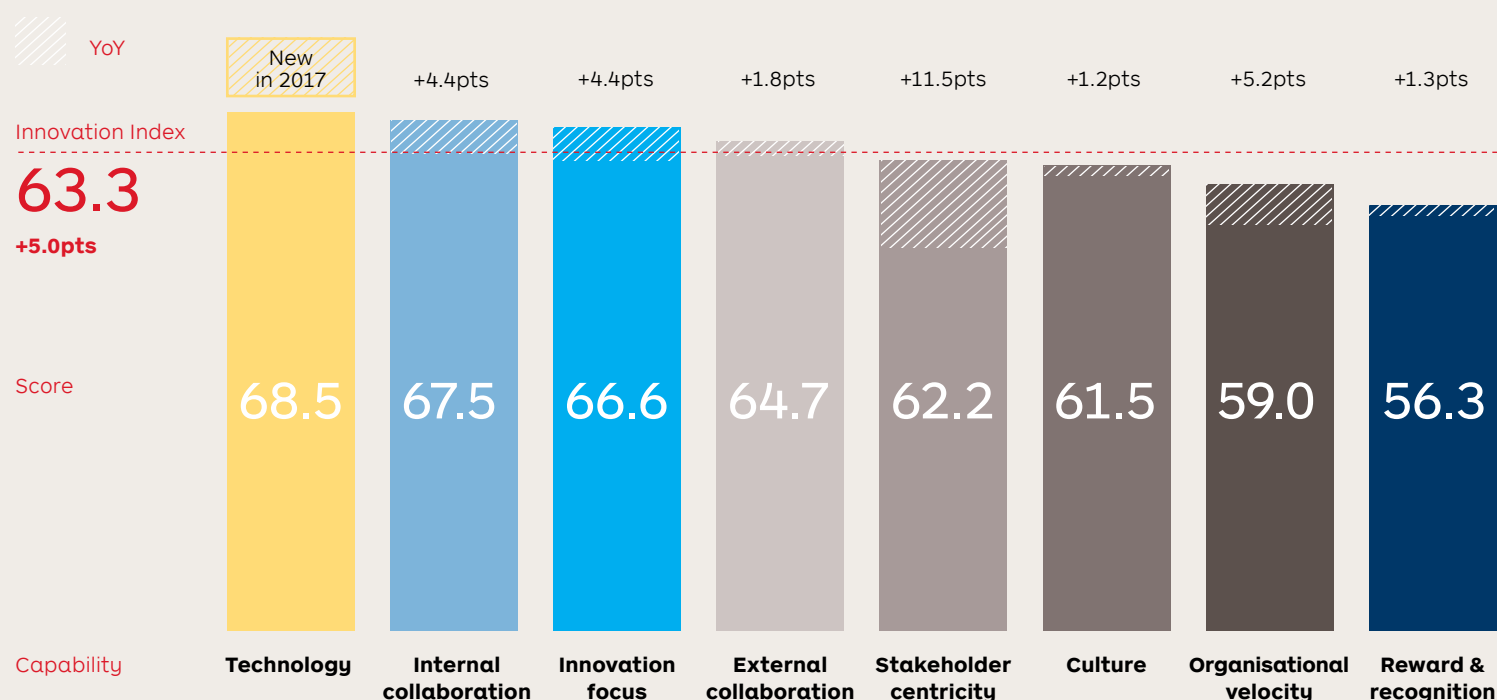
#	Organisation	compared to 2016
1	Cure Brain Cancer Foundation	Top!
2	Movember Foundation	⬆️1
3	Cerebral Palsy Alliance	New!
4	Breast Cancer Network Australia	New!
5	Infoxchange	New!
6	Culture at Work	⬆️1
7	FSG Australia	New!
8	LifeCircle Australia Limited	New!
9	BeyondBlue	New!
10	McGrath Foundation	⬇️5



## Top 10 based on peer review

#	Organisation	compared to 2016
1	thankyou	⬆️7
2	Movember Foundation	⬆️3
3	BeyondBlue	⬆️5
4	Australian Red Cross	New!
5	Cancer Council	New!
6	Headspace	New!
7	Fred Hollows Foundation	New!
8	Oxfam Australia	⬇️7
9	Cerebral Palsy Alliance	New!
10	GetUp!	⬇️1

## There is an increase in innovation across every capability



# What are the barriers to innovation?



32%

Of **high innovators** think high implementation costs are a barrier

*They need to draw on their skills in Technology to find low cost ideas*



33%

Of **moderate innovators** think that a lack of knowledge or skills is a barrier

*They need to foster out of the box thinking and look for unique solutions*



50%

Of **low innovators** think that not having a defined innovation strategy is a barrier

*They need to focus on a clear purpose and defined success metrics*

## An effective innovation strategy drives higher innovation performance

